

Scaled data based on original data using
LM-79-08 Approved Method: Electrical and Photometric Measurements of Solid-
State Lighting Products

Test Report Prepared for
Cooper Lighting Solutions
(formerly Eaton)

Brand: McGRAW-EDISON

Report Number: P227429

Luminaire Tested: **ISW-AF-1000-LED-E1-RW-7030-ULG**

Issue Date: 3/3/2020

Test Information

Test Method: LM-79-08
Report Number: P227429
TEST IS SCALED FROM IESNA LM-79-08 TEST DATA (P29767)-DOWNLIGHT AND
Test Lab: INNOVATION CENTER-P2
Issue Date: 3/3/2020
Manufacturer: COOPER LIGHTING SOLUTIONS (FORMERLY EATON)
Product Line: MCGRAW-EDISON
Catalog Number: ISW-AF-1000-LED-E1-RW-7030-ULG
Description: IMPACT ELITE LED WEDGE LUMINAIRE WITH UPLIGHT
LIGHT SQUARE WITH ACCULED OPTICS-RECTANGULAR WIDE TYPE I, WITH UPLIGHT
GLOW
Light Source: (16) 3000K CCT, 70 CRI LEDs and (1) UPLIGHT LED
Ballast/Driver: ELECTRONIC DRIVER

Summary

Lumens per Lamp: N/A
Luminaire Lumens: 7025 lumens
Efficiency: N/A
Efficacy: 98.5 lumens/watt
Luminous Opening: Rectangular w/ Sides (W: 0.5' x L: 0.5' x H: 0.54')
IES Classification: Type II - Medium - Non-Cutoff
BUG Rating: B2 - U5 - G2

Input Watts (W): 71.3
Input Voltage (V): 120
Input Current (Ain): NR
Voltage Rise (V): NR
Power Factor: NR
Total Harmonic Distortion (THDi): NR
Frequency (hertz): 60
Stabilization Time: NR
Operation Time: NR
Ambient Temperature (°C): NR
Test Distance: 25 FT

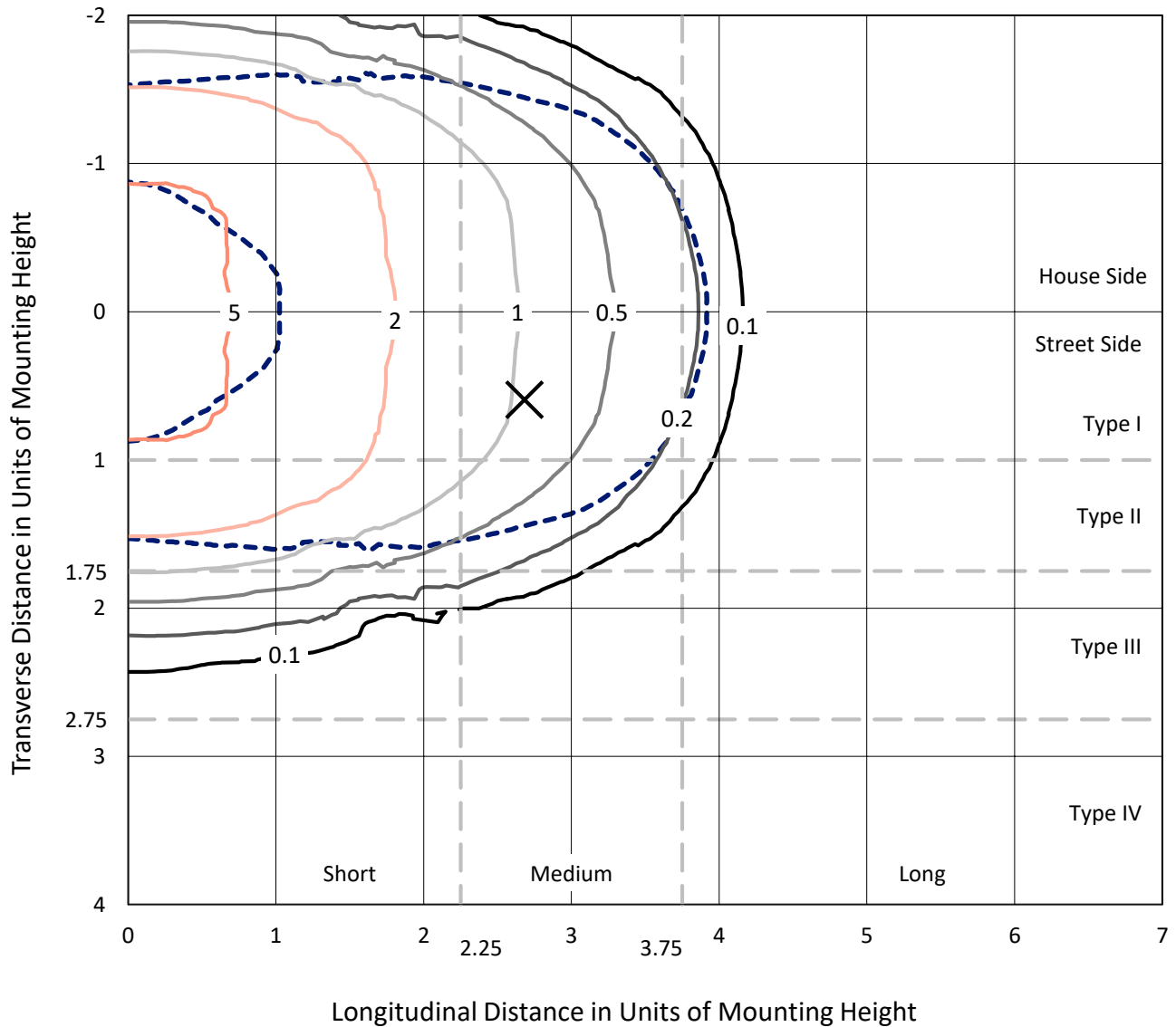


REPORT NUMBER: P227429

CATALOG NUMBER: ISW-AF-1000-LED-E1-RW-7030-ULG

Iso-Footcandle Lines of Horizontal Illumination

× Max cd
 - - - 1/2 Max cd

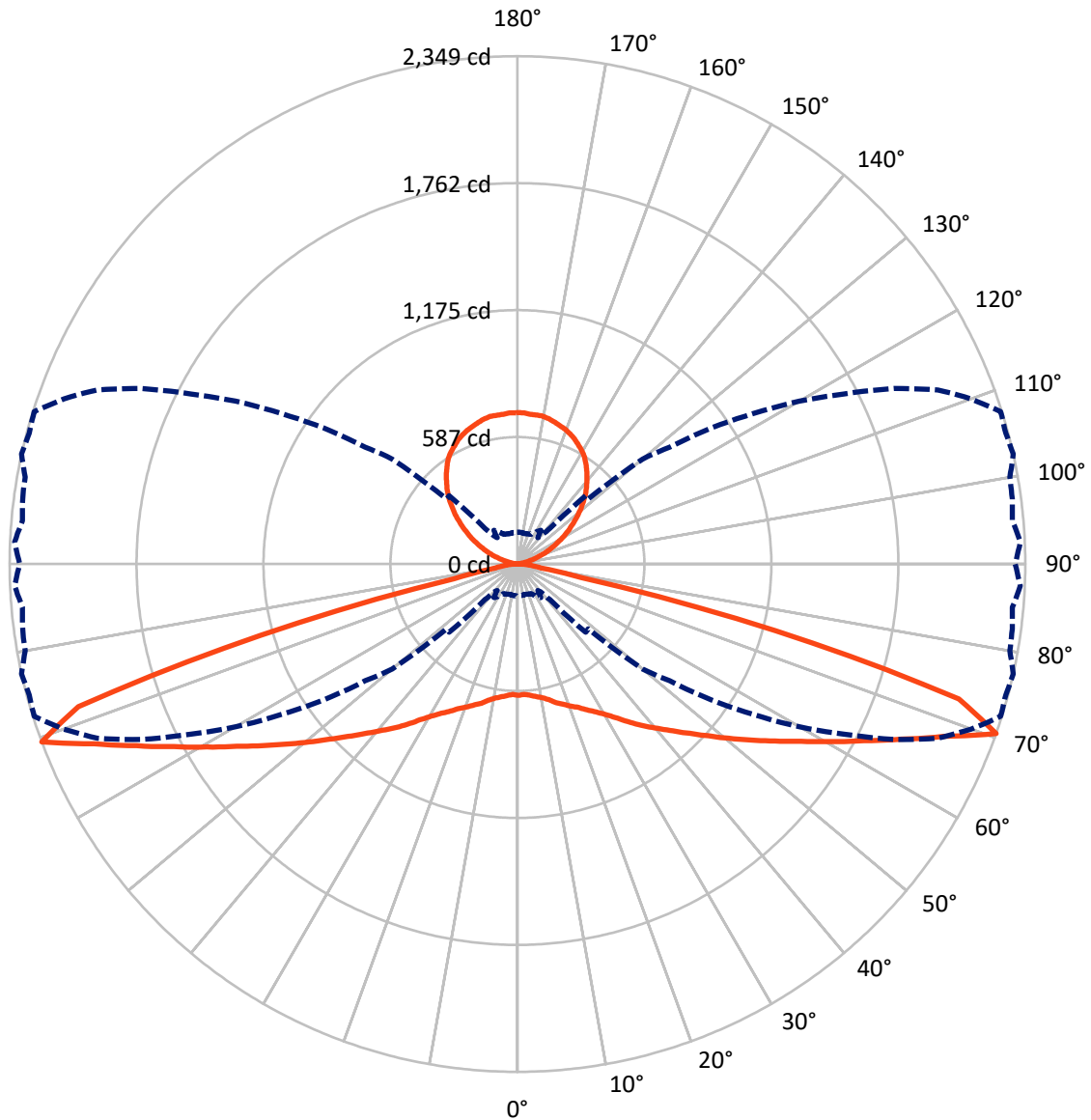


Based on 10 foot mounting height. Maximum calculated value = 6.3 fc
 Type II - Medium - Non-Cutoff

REPORT NUMBER: P227429

CATALOG NUMBER: ISW-AF-1000-LED-E1-RW-7030-ULG

Luminous Intensity Polar Plot



— Vertical Plane Through 77.5-Deg Lateral - - - Horizontal Cone Through 70-Deg Vertical

REPORT NUMBER: P227429

CATALOG NUMBER: ISW-AF-1000-LED-E1-RW-7030-ULG

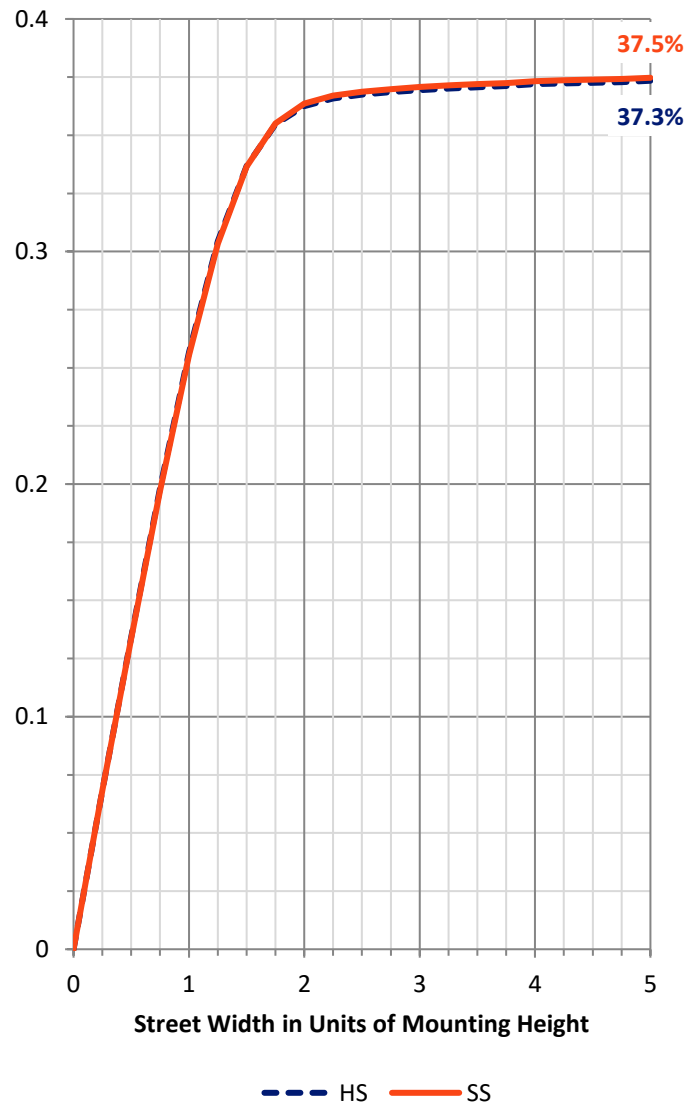
FLUX DISTRIBUTION:

		Downward	Upward	Total
House Side	Lumens	2644.5	868.0	3512.5
	% Fixture	37.6	12.4	50.0
Street Side	Lumens	2644.5	868.0	3512.5
	% Fixture	37.6	12.4	50.0
Total	Lumens	5289.0	1736.0	7025.0
	% Fixture	75.3	24.7	100.0

Coefficient of Utilization

ZONAL LUMENS:

Zone	Lumens	% Fixture
0°-10°	58.7	0.8
10°-20°	183.6	2.6
20°-30°	344.7	4.9
30°-40°	602.3	8.6
40°-50°	981.9	14.0
50°-60°	1343.7	19.1
60°-70°	1236.1	17.6
70°-80°	483.2	6.9
80°-90°	54.8	0.8
90°-100°	10.1	0.1
100°-110°	57.4	0.8
110°-120°	166.1	2.4
120°-130°	273.2	3.9
130°-140°	336.8	4.8
140°-150°	344.6	4.9
150°-160°	290.3	4.1
160°-170°	191.2	2.7
170°-180°	66.3	0.9
0°-90°	5289.0	75.3
0°-180°	7025.0	100.0



REPORT NUMBER: P227429

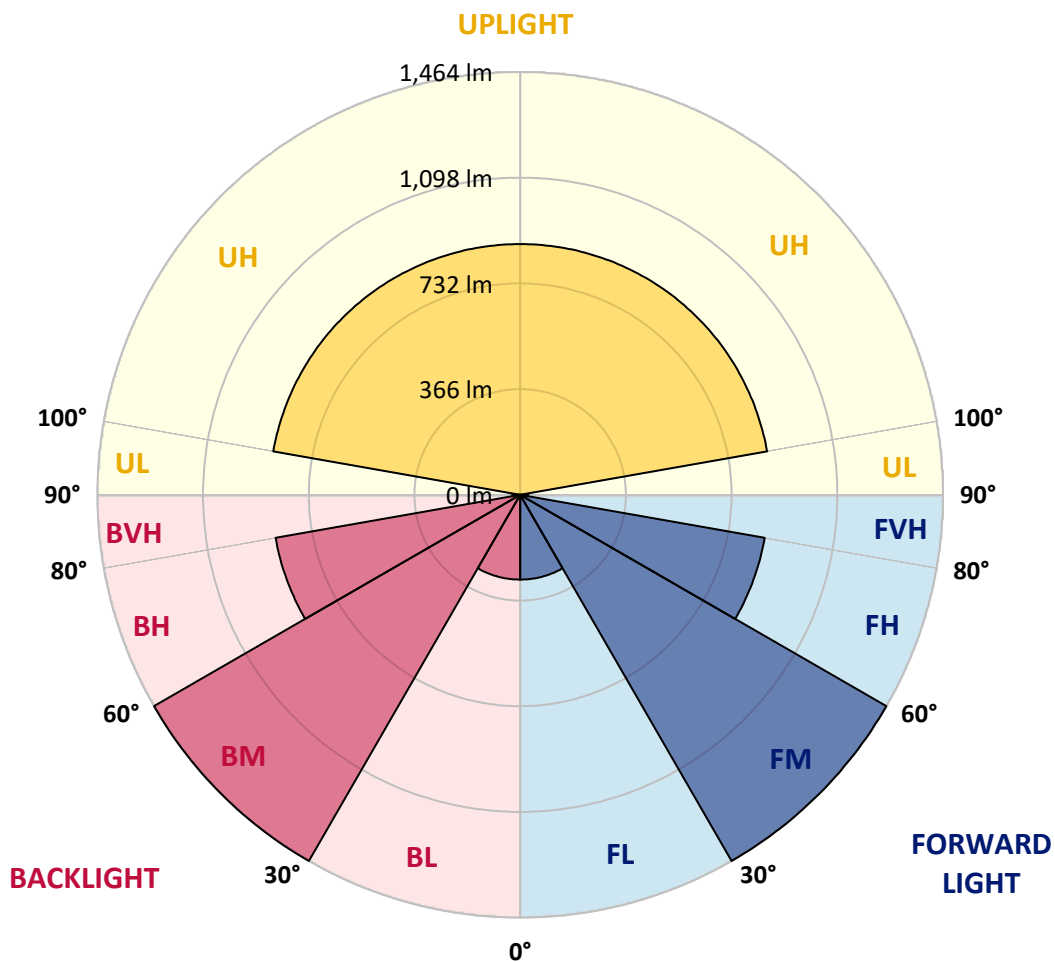
CATALOG NUMBER: ISW-AF-1000-LED-E1-RW-7030-ULG

LUMINAIRE CLASSIFICATION SYSTEM LUMEN TABLE AND BUG RATING:

Zone	Lumens	% Fixture	Zone Rating/Lumen Limit		
			B	U	G
FL (0°-30°)	293.5	4.2			
FM (30°-60°)	1464.0	20.8			
FH (60°-80°)	859.6	12.2			G1/1800
FVH (80°-90°)	27.4	0.4			G1/100
BL (0°-30°)	293.5	4.2	B1/500		
BM (30°-60°)	1464.0	20.8	B2/2500		
BH (60°-80°)	859.6	12.2	B2/1000		G2/1000
BVH (80°-90°)	27.4	0.4			G1/100
UL (90°-100°)	10.1	0.1		U2/50	
UH (100°-180°)	868.0	12.4		U4/1000	

BUG Rating: B2-U5-G2

Type II Medium





REPORT NUMBER: P227429

CATALOG NUMBER: ISW-AF-1000-LED-E1-RW-7030-ULG

CANDELA DISTRIBUTION (FULL):

	0°	5°	15°	25°	35°	37.5°	40°	42.5°	45°	47.5°	50°
0°	607.5	607.5	607.5	607.5	607.5	607.5	607.5	607.5	607.5	607.5	607.5
2.5°	605.2	604.4	604.4	605.2	606.8	607.5	606.0	606.8	606.8	606.0	608.3
5°	606.8	606.0	606.8	608.3	610.7	613.0	612.2	612.2	613.0	611.4	615.3
7.5°	605.2	604.4	606.0	609.9	615.3	618.4	618.4	618.4	620.0	619.2	623.9
10°	598.2	597.4	601.3	608.3	618.4	620.8	623.1	623.9	628.6	628.6	633.2
12.5°	592.0	592.8	598.2	609.1	625.4	626.2	629.3	632.4	638.7	635.6	644.1
15°	594.3	595.9	602.9	616.1	637.9	637.1	639.4	642.6	652.7	645.7	659.7
17.5°	606.0	608.3	616.1	631.7	654.2	650.3	653.4	658.1	671.3	662.8	679.1
20°	624.7	627.8	636.3	653.4	674.4	670.6	673.7	679.1	694.7	686.1	702.5
22.5°	649.6	652.7	662.0	681.5	704.0	699.3	702.5	707.1	724.2	711.0	731.2
25°	683.0	686.1	696.2	716.5	742.1	736.7	738.2	741.3	759.2	743.7	763.1
27.5°	729.7	732.8	741.3	760.8	785.7	781.0	782.6	785.7	804.4	788.8	805.9
30°	788.8	791.9	799.7	819.1	840.1	834.7	837.0	839.4	856.5	840.9	854.9
32.5°	858.8	858.0	869.7	889.9	908.6	898.5	898.5	898.5	914.8	899.3	910.2
35°	941.3	941.3	952.9	972.4	989.5	977.8	972.4	969.3	987.2	967.7	975.5
37.5°	1031.5	1027.6	1045.5	1063.4	1079.7	1065.0	1060.3	1056.4	1069.6	1047.8	1051.7
40°	1127.2	1124.1	1143.5	1163.8	1174.6	1155.2	1151.3	1146.6	1160.6	1139.6	1138.9
42.5°	1214.3	1212.0	1236.9	1260.2	1273.4	1248.5	1243.1	1238.4	1254.0	1233.0	1228.3
45°	1288.2	1287.4	1316.2	1348.1	1371.5	1345.0	1341.1	1333.3	1348.9	1323.2	1320.9
47.5°	1345.8	1342.7	1377.7	1424.4	1461.7	1434.5	1433.7	1428.2	1444.6	1416.6	1413.5
50°	1384.7	1387.0	1425.1	1479.6	1540.3	1514.6	1516.9	1514.6	1538.7	1510.7	1514.6
52.5°	1391.7	1396.4	1445.4	1516.9	1601.7	1570.6	1588.5	1595.5	1625.8	1601.7	1609.5
55°	1308.4	1321.7	1396.4	1520.8	1639.8	1620.4	1642.9	1663.2	1706.0	1685.7	1699.7
57.5°	1122.5	1149.8	1236.1	1416.6	1635.2	1646.1	1692.0	1723.1	1775.2	1757.3	1790.0
60°	867.4	886.0	981.7	1192.5	1485.8	1500.6	1583.8	1682.6	1802.4	1827.3	1878.7
62.5°	567.9	578.8	672.1	886.0	1228.3	1233.0	1336.5	1464.8	1672.5	1727.0	1870.9
65°	281.6	296.4	346.2	510.3	860.4	854.1	967.7	1117.9	1387.0	1446.9	1681.1
67.5°	175.8	178.1	188.3	236.5	431.0	382.7	476.1	633.2	959.2	1012.8	1310.0
70°	147.8	147.0	144.7	151.7	189.8	154.0	170.4	222.5	446.5	444.2	755.4
72.5°	136.1	133.8	127.6	126.8	132.2	121.4	122.9	126.0	178.9	150.1	290.9
75°	125.2	120.6	112.8	110.5	110.5	101.9	101.9	102.7	115.9	108.9	132.2
77.5°	112.0	106.6	98.8	95.7	92.6	83.2	82.5	83.2	93.3	87.1	98.8
80°	96.5	91.0	85.6	80.9	76.2	67.7	65.3	65.3	73.9	67.7	77.0
82.5°	84.0	77.0	75.5	67.7	60.7	52.9	50.6	46.7	54.5	47.5	57.6
85°	62.2	56.8	71.6	59.9	48.2	42.8	34.2	28.8	34.2	28.0	36.6
87.5°	35.8	33.5	63.0	47.5	42.8	45.9	28.0	20.2	19.4	17.1	20.2
90°	12.0	12.8	17.1	15.0	17.3	12.4	9.8	9.6	11.7	10.1	12.4
92.5°	4.0	4.0	5.0	6.0	6.0	6.0	6.0	6.0	6.0	6.2	6.5
95°	5.0	5.0	6.0	7.0	7.0	7.0	7.0	7.0	7.0	7.0	7.0
97.5°	7.0	7.0	8.0	8.0	9.0	9.0	9.0	9.0	9.0	9.8	10.5
100°	8.0	8.0	9.0	10.0	12.0	14.2	16.5	18.8	21.0	23.0	25.0
102.5°	11.0	11.0	13.0	18.0	27.0	30.2	33.5	36.8	40.0	42.5	45.0
105°	21.0	22.0	27.0	36.0	48.0	51.8	55.5	59.2	63.0	65.2	67.5
107.5°	41.0	42.0	49.0	58.0	73.0	76.8	80.5	84.2	88.0	89.8	91.5
110°	66.0	68.0	74.0	87.0	102.0	105.0	108.0	111.0	114.0	115.5	117.0



REPORT NUMBER: P227429

CATALOG NUMBER: ISW-AF-1000-LED-E1-RW-7030-ULG

CANDELA DISTRIBUTION (continued):

	0°	5°	15°	25°	35°	37.5°	40°	42.5°	45°	47.5°	50°
112.5°	99.0	99.0	106.0	121.0	134.0	136.2	138.5	140.8	143.0	144.2	145.5
115°	140.0	139.0	147.0	159.0	168.0	169.5	171.0	172.5	174.0	175.2	176.5
117.5°	184.0	184.0	189.0	197.0	202.0	202.8	203.5	204.2	205.0	206.5	208.0
120°	225.0	223.0	226.0	233.0	237.0	238.5	240.0	241.5	243.0	243.8	244.5
122.5°	263.0	260.0	261.0	267.0	271.0	272.5	274.0	275.5	277.0	277.5	278.0
125°	298.0	294.0	296.0	299.0	305.0	306.2	307.5	308.8	310.0	310.8	311.5
127.5°	330.0	329.0	329.0	333.0	339.0	339.2	339.5	339.8	340.0	341.2	342.5
130°	363.0	361.0	362.0	366.0	370.0	370.5	371.0	371.5	372.0	373.2	374.5
132.5°	396.0	394.0	393.0	401.0	404.0	404.2	404.5	404.8	405.0	406.5	408.0
135°	429.0	426.0	426.0	432.0	435.0	435.5	436.0	436.5	437.0	438.5	440.0
137.5°	460.0	457.0	459.0	460.0	464.0	465.0	466.0	467.0	468.0	469.2	470.5
140°	488.0	485.0	487.0	489.0	491.0	492.5	494.0	495.5	497.0	497.8	498.5
142.5°	518.0	515.0	517.0	518.0	521.0	522.0	523.0	524.0	525.0	525.5	526.0
145°	550.0	546.0	544.0	547.0	550.0	550.2	550.5	550.8	551.0	552.2	553.5
147.5°	575.0	572.0	571.0	574.0	574.0	574.2	574.5	574.8	575.0	576.2	577.5
150°	595.0	592.0	593.0	593.0	593.0	593.0	593.0	593.0	593.0	594.0	595.0
152.5°	611.0	608.0	608.0	609.0	610.0	610.0	610.0	610.0	610.0	610.2	610.5
155°	629.0	625.0	625.0	627.0	630.0	629.5	629.0	628.5	628.0	627.5	627.0
157.5°	646.0	643.0	643.0	644.0	646.0	645.8	645.5	645.2	645.0	644.8	644.5
160°	663.0	660.0	659.0	656.0	655.0	655.0	655.0	655.0	655.0	655.8	656.5
162.5°	673.0	669.0	669.0	665.0	661.0	661.5	662.0	662.5	663.0	664.0	665.0
165°	681.0	678.0	676.0	676.0	673.0	673.0	673.0	673.0	673.0	672.8	672.5
167.5°	690.0	687.0	684.0	686.0	688.0	687.2	686.5	685.8	685.0	683.2	681.5
170°	698.0	695.0	692.0	692.0	693.0	692.5	692.0	691.5	691.0	689.8	688.5
172.5°	699.0	697.0	695.0	693.0	690.0	690.0	690.0	690.0	690.0	689.8	689.5
175°	700.0	698.0	697.0	695.0	691.0	690.8	690.5	690.2	690.0	690.0	690.0
177.5°	707.0	705.0	700.0	699.0	697.0	696.5	696.0	695.5	695.0	694.8	694.5
180°	700.0	700.0	700.0	700.0	700.0	700.0	700.0	700.0	700.0	700.0	700.0



REPORT NUMBER: P227429

CATALOG NUMBER: ISW-AF-1000-LED-E1-RW-7030-ULG

CANDELA DISTRIBUTION (continued):

	52.5°	55°	57.5°	60°	62.5°	65°	67.5°	70°	72.5°	75°	77.5°
0°	607.5	607.5	607.5	607.5	607.5	607.5	607.5	607.5	607.5	607.5	607.5
2.5°	606.0	608.3	605.2	608.3	602.9	607.5	603.7	608.3	604.4	608.3	603.7
5°	609.9	616.1	609.1	617.7	607.5	617.7	609.1	618.4	610.7	618.4	609.9
7.5°	616.1	627.0	617.7	628.6	616.1	630.1	618.4	631.7	620.0	632.4	619.2
10°	623.9	637.9	625.4	639.4	624.7	641.0	626.2	643.3	627.8	644.9	628.6
12.5°	630.9	648.8	634.8	653.4	637.1	656.6	639.4	661.2	642.6	665.1	644.1
15°	644.1	667.4	649.6	672.1	653.4	676.0	657.3	682.2	661.2	686.9	665.1
17.5°	661.2	686.9	668.2	690.8	670.6	695.5	675.2	700.1	679.1	705.6	681.5
20°	684.6	710.2	690.8	712.6	693.1	715.7	695.5	718.0	700.1	722.7	701.7
22.5°	711.0	735.1	714.1	735.9	714.1	735.1	715.7	735.9	718.0	739.0	720.3
25°	742.9	765.5	744.5	763.1	741.3	760.0	741.3	760.0	743.7	761.6	747.6
27.5°	787.2	804.4	782.6	798.9	775.6	791.9	772.5	788.8	773.2	788.8	774.8
30°	837.0	852.6	827.7	840.9	815.3	827.7	806.7	820.7	804.4	819.1	808.3
32.5°	891.5	903.9	879.0	889.9	863.5	874.4	851.8	861.1	847.1	856.5	849.5
35°	952.2	964.6	938.9	949.1	922.6	931.9	909.4	914.0	900.0	906.3	900.0
37.5°	1024.5	1035.4	1005.8	1015.2	986.4	998.1	970.8	975.5	958.4	962.3	949.8
40°	1102.3	1114.0	1079.0	1088.3	1052.5	1065.7	1035.4	1038.5	1015.2	1019.1	999.6
42.5°	1186.3	1197.2	1153.6	1161.4	1119.4	1133.4	1097.6	1103.9	1075.9	1079.7	1054.8
45°	1278.9	1285.1	1236.9	1242.3	1191.8	1205.8	1160.6	1172.3	1138.9	1146.6	1117.9
47.5°	1365.2	1377.7	1324.8	1329.5	1275.0	1283.6	1231.4	1247.0	1211.2	1222.9	1187.9
50°	1464.0	1473.4	1422.8	1423.6	1370.7	1373.8	1315.4	1331.0	1292.1	1304.6	1267.2
52.5°	1565.2	1571.4	1516.9	1522.4	1470.3	1475.7	1417.4	1423.6	1378.5	1389.4	1352.8
55°	1663.2	1664.7	1619.6	1618.1	1569.0	1579.2	1514.6	1528.6	1474.9	1486.6	1445.4
57.5°	1761.2	1766.6	1724.6	1726.2	1677.2	1684.2	1625.8	1635.9	1585.4	1599.4	1548.0
60°	1864.7	1881.8	1840.5	1846.0	1799.3	1813.3	1742.5	1755.7	1700.5	1723.1	1667.8
62.5°	1930.8	1994.6	1986.8	1995.3	1951.0	1958.0	1884.9	1905.9	1839.8	1856.1	1799.3
65°	1804.8	1961.1	2040.5	2127.6	2129.9	2152.5	2081.7	2089.5	2023.3	2019.5	1952.6
67.5°	1471.0	1664.0	1797.8	1976.7	2101.9	2222.5	2266.1	2276.9	2241.2	2203.0	2127.6
70°	887.6	1098.4	1295.2	1506.0	1703.6	1920.7	2105.0	2232.6	2343.8	2338.4	2349.3
72.5°	350.8	525.9	657.3	854.9	1051.0	1291.3	1495.1	1674.8	1866.2	1983.7	2136.1
75°	138.5	182.8	213.9	324.4	417.7	596.7	776.4	873.6	1023.7	1126.4	1232.2
77.5°	99.6	108.9	110.5	128.4	135.4	187.5	219.4	252.8	284.7	304.9	301.1
80°	77.0	83.2	83.2	91.0	90.2	100.4	98.0	107.4	106.6	114.4	108.9
82.5°	57.6	61.5	61.5	67.7	67.7	73.9	72.3	78.6	76.2	81.7	76.2
85°	37.3	41.2	41.2	44.3	42.8	49.0	48.2	52.9	50.6	52.9	49.0
87.5°	21.0	23.3	24.1	26.4	24.1	28.8	28.0	30.3	28.0	30.3	28.8
90°	10.1	11.7	10.6	12.7	10.8	16.0	12.9	16.8	11.3	18.3	12.4
92.5°	6.8	7.0	7.0	7.0	7.0	7.0	6.8	6.5	6.2	6.0	6.0
95°	7.0	7.0	7.2	7.5	7.8	8.0	7.8	7.5	7.2	7.0	7.0
97.5°	11.2	12.0	11.5	11.0	10.5	10.0	9.8	9.5	9.2	9.0	8.8
100°	27.0	29.0	28.2	27.5	26.8	26.0	25.2	24.5	23.8	23.0	22.0
102.5°	47.5	50.0	49.2	48.5	47.8	47.0	45.8	44.5	43.2	42.0	41.2
105°	69.8	72.0	71.5	71.0	70.5	70.0	68.8	67.5	66.2	65.0	64.0
107.5°	93.2	95.0	94.8	94.5	94.2	94.0	93.0	92.0	91.0	90.0	89.2
110°	118.5	120.0	120.2	120.5	120.8	121.0	120.5	120.0	119.5	119.0	118.2



REPORT NUMBER: P227429

CATALOG NUMBER: ISW-AF-1000-LED-E1-RW-7030-ULG

CANDELA DISTRIBUTION (continued):

	52.5°	55°	57.5°	60°	62.5°	65°	67.5°	70°	72.5°	75°	77.5°
112.5°	146.8	148.0	148.5	149.0	149.5	150.0	149.8	149.5	149.2	149.0	148.5
115°	177.8	179.0	179.8	180.5	181.2	182.0	181.2	180.5	179.8	179.0	178.5
117.5°	209.5	211.0	212.0	213.0	214.0	215.0	213.8	212.5	211.2	210.0	209.5
120°	245.2	246.0	247.0	248.0	249.0	250.0	248.8	247.5	246.2	245.0	244.5
122.5°	278.5	279.0	280.0	281.0	282.0	283.0	281.8	280.5	279.2	278.0	277.5
125°	312.2	313.0	313.5	314.0	314.5	315.0	313.8	312.5	311.2	310.0	310.0
127.5°	343.8	345.0	345.2	345.5	345.8	346.0	346.0	346.0	346.0	346.0	345.8
130°	375.8	377.0	378.0	379.0	380.0	381.0	381.0	381.0	381.0	381.0	380.5
132.5°	409.5	411.0	412.2	413.5	414.8	416.0	415.5	415.0	414.5	414.0	414.0
135°	441.5	443.0	444.2	445.5	446.8	448.0	447.8	447.5	447.2	447.0	447.8
137.5°	471.8	473.0	473.5	474.0	474.5	475.0	475.2	475.5	475.8	476.0	477.2
140°	499.2	500.0	500.5	501.0	501.5	502.0	502.5	503.0	503.5	504.0	505.2
142.5°	526.5	527.0	528.5	530.0	531.5	533.0	533.0	533.0	533.0	533.0	533.2
145°	554.8	556.0	557.5	559.0	560.5	562.0	561.8	561.5	561.2	561.0	560.2
147.5°	578.8	580.0	581.2	582.5	583.8	585.0	585.2	585.5	585.8	586.0	585.2
150°	596.0	597.0	597.8	598.5	599.2	600.0	600.8	601.5	602.2	603.0	603.8
152.5°	610.8	611.0	611.8	612.5	613.2	614.0	615.0	616.0	617.0	618.0	619.2
155°	626.5	626.0	627.2	628.5	629.8	631.0	632.2	633.5	634.8	636.0	636.5
157.5°	644.2	644.0	645.0	646.0	647.0	648.0	648.5	649.0	649.5	650.0	650.0
160°	657.2	658.0	659.5	661.0	662.5	664.0	663.2	662.5	661.8	661.0	660.8
162.5°	666.0	667.0	668.0	669.0	670.0	671.0	670.8	670.5	670.2	670.0	669.5
165°	672.2	672.0	673.2	674.5	675.8	677.0	677.8	678.5	679.2	680.0	679.5
167.5°	679.8	678.0	679.5	681.0	682.5	684.0	685.0	686.0	687.0	688.0	688.0
170°	687.2	686.0	686.8	687.5	688.2	689.0	690.2	691.5	692.8	694.0	694.5
172.5°	689.2	689.0	689.8	690.5	691.2	692.0	692.5	693.0	693.5	694.0	694.5
175°	690.0	690.0	691.2	692.5	693.8	695.0	695.2	695.5	695.8	696.0	695.5
177.5°	694.2	694.0	695.2	696.5	697.8	699.0	699.5	700.0	700.5	701.0	700.2
180°	700.0	700.0	700.0	700.0	700.0	700.0	700.0	700.0	700.0	700.0	700.0



REPORT NUMBER: P227429

CATALOG NUMBER: ISW-AF-1000-LED-E1-RW-7030-ULG

CANDELA DISTRIBUTION (continued):

	80°	82.5°	85°	87.5°	90°
0°	607.5	607.5	607.5	607.5	607.5
2.5°	607.5	606.0	609.1	604.4	608.3
5°	618.4	611.4	620.0	611.4	619.2
7.5°	633.2	621.6	634.0	621.6	634.0
10°	647.2	627.8	648.0	629.3	648.8
12.5°	668.2	644.9	671.3	645.7	671.3
15°	691.6	665.1	694.7	665.9	696.2
17.5°	710.2	684.6	713.3	684.6	714.1
20°	725.8	705.6	729.7	705.6	732.0
22.5°	743.7	728.9	748.4	728.9	753.0
25°	767.0	756.9	772.5	758.5	775.6
27.5°	794.2	787.2	799.7	789.6	802.8
30°	826.1	823.8	830.0	825.4	833.1
32.5°	861.9	867.4	867.4	867.4	870.5
35°	914.0	918.7	918.7	920.3	921.0
37.5°	963.8	971.6	970.8	973.2	973.2
40°	1016.0	1026.1	1026.1	1026.1	1027.6
42.5°	1073.5	1084.4	1086.0	1081.3	1084.4
45°	1138.1	1142.0	1145.9	1143.5	1149.0
47.5°	1207.3	1211.2	1214.3	1211.2	1219.8
50°	1289.0	1288.2	1296.8	1288.2	1300.7
52.5°	1374.6	1381.6	1387.0	1378.5	1387.0
55°	1471.0	1468.7	1486.6	1474.9	1486.6
57.5°	1576.8	1576.8	1594.7	1583.8	1597.1
60°	1702.1	1692.0	1716.9	1699.0	1716.9
62.5°	1828.9	1811.0	1839.0	1823.4	1846.8
65°	1975.1	1949.4	1975.9	1955.7	1976.7
67.5°	2122.9	2093.4	2101.9	2091.8	2103.5
70°	2312.7	2308.8	2298.7	2328.3	2302.6
72.5°	2112.0	2157.1	2120.6	2191.4	2143.1
75°	1297.6	1380.8	1426.7	1499.0	1487.4
77.5°	307.3	273.0	301.1	269.9	304.2
80°	113.6	103.5	108.1	94.1	105.0
82.5°	77.8	67.7	65.3	52.1	56.0
85°	49.8	40.5	37.3	31.1	34.2
87.5°	29.6	22.6	21.0	17.9	18.7
90°	16.6	10.6	13.2	8.6	12.4
92.5°	6.0	6.0	6.0	6.0	6.0
95°	7.0	7.0	7.0	7.0	7.0
97.5°	8.5	8.2	8.0	8.0	8.0
100°	21.0	20.0	19.0	19.0	19.0
102.5°	40.5	39.8	39.0	38.5	38.0
105°	63.0	62.0	61.0	61.0	61.0
107.5°	88.5	87.8	87.0	86.5	86.0
110°	117.5	116.8	116.0	116.5	117.0



REPORT NUMBER: P227429

CATALOG NUMBER: ISW-AF-1000-LED-E1-RW-7030-ULG

CANDELA DISTRIBUTION (continued):

	80°	82.5°	85°	87.5°	90°
112.5°	148.0	147.5	147.0	147.0	147.0
115°	178.0	177.5	177.0	177.5	178.0
117.5°	209.0	208.5	208.0	208.5	209.0
120°	244.0	243.5	243.0	243.0	243.0
122.5°	277.0	276.5	276.0	276.5	277.0
125°	310.0	310.0	310.0	310.0	310.0
127.5°	345.5	345.2	345.0	346.0	347.0
130°	380.0	379.5	379.0	379.5	380.0
132.5°	414.0	414.0	414.0	414.5	415.0
135°	448.5	449.2	450.0	450.5	451.0
137.5°	478.5	479.8	481.0	481.5	482.0
140°	506.5	507.8	509.0	510.0	511.0
142.5°	533.5	533.8	534.0	535.0	536.0
145°	559.5	558.8	558.0	559.0	560.0
147.5°	584.5	583.8	583.0	584.0	585.0
150°	604.5	605.2	606.0	608.0	610.0
152.5°	620.5	621.8	623.0	625.5	628.0
155°	637.0	637.5	638.0	639.5	641.0
157.5°	650.0	650.0	650.0	652.5	655.0
160°	660.5	660.2	660.0	663.0	666.0
162.5°	669.0	668.5	668.0	671.0	674.0
165°	679.0	678.5	678.0	680.0	682.0
167.5°	688.0	688.0	688.0	691.0	694.0
170°	695.0	695.5	696.0	698.5	701.0
172.5°	695.0	695.5	696.0	698.5	701.0
175°	695.0	694.5	694.0	696.5	699.0
177.5°	699.5	698.8	698.0	700.0	702.0
180°	700.0	700.0	700.0	700.0	700.0

(END OF REPORT)